

# Barnesville Public Schools

## World's Best Workforce

### Annual Report 2019


Presented by:

Mr. Todd Henrickson, Elementary Principal

Mr. Bryan Strand, High School Principal

Dr. Jon Ellerbusch, Superintendent

December 11, 2019



## Overview

Vision, Mission and Core Values  
District Profile

## Student Growth

Sites Accountability Measures  
18-19 World's Best Workforce Results  
19-20 World's Best Workforce Goals

## Initiatives & Accomplishments


Elementary School  
High School

## Partnerships

District Partnerships  
Find Us at <https://www.barnesville.k12.mn.us/>

# OUR VISION

Recognized for excellence, integrity and challenging learners to reach their full potential.



# OUR MISSION

Working collaboratively to develop responsible students in an innovative environment.



# OUR CORE VALUES/BELIEFS

- ❖ Putting children first to prepare them for the future.
- ❖ Promoting academics, arts and athletics.
- ❖ Promoting school spirit and enthusiasm so that all feel connected and proud.
- ❖ Effective Communication.
- ❖ Collaboration and team building for a professional learning community.
- ❖ Fair and Equal Opportunity for All Students.
- ❖ Accommodate All Learners.

# OUR CORE VALUES/BELIEFS

- ❖ Partnering with Families and Community.
- ❖ Adhering to the “Code of Conduct.”
  - Commitment- loyal and dedicated
  - Honesty- truthful
  - Respect- considerate of self and others
  - Responsibility- accountable
  - Safety- words, actions, and deeds
- ❖ Data Driven Decisions That Align With District’s Vision, Mission and Core Values.



# Schools and Departments

## Barnesville Public Schools

### **Atkinson Elementary School**

**Todd Henrickson, Principal**  
**(218) 354-2300**

### **Barnesville High School**

**Bryan Strand, Principal**  
**(218) 354-2228**

### **Athletics & Activities**

**Todd Henrickson, Activities Director**  
**(218) 354-2300**

### **Community Education**

**Dr. Jon Ellerbusch, Community Education Coordinator**  
**(218) 354-2217**

### **District Offices**

**Dr. Jon Ellerbusch, Superintendent**  
**(218) 354-2217**

# Barnesville Public Schools

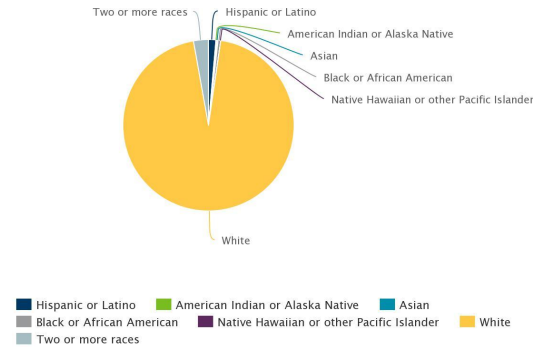
**Barnesville Public Schools serves Barnesville, Comstock, Wolverton and fifteen townships.**



## Staff Profile

Number of inexperienced teachers with 3 years or less	3
Number of teachers with 4-10 years of experience	21
Number of teachers with 11 years or more of experience	36
Percentage of teachers teaching in their fully licensed field	100
Percentage of teachers with a Master's Degree	39

## Student Profile



Race/Ethnicity	Count	Percent
Hispanic or Latino	12	1.4%
American Indian or Alaska Native	2	0.2%
Asian	2	0.2%
Black or African-American	4	0.5%
Native Hawaiian or other Pacific Islander	0	0.0%
White	824	94.9%
Two or more races	24	2.8%
All students	868	100.0%



# Student Achievement Growth

aimswebPlus

Formative Assessment System for Teachers (FAST)

Minnesota Comprehensive Assessments (MCA)



Our elementary uses [aimswebPlus](#) to measure academic growth in grades K-6. Students take fall, winter and spring tests in the areas of math and reading.

Academic progress for students in grades K-2 are also monitored using [FAST](#). Students below proficiency in math and/or reading are provided instructional interventions and weekly reassessed.

[MCAs](#) are given each spring for students in grades 3-8, 10 and 11 in the areas of math and reading. Science tests are given in grades 5, 8 and once in high school.

# Academic Growth

## Early Childhood

Early Childhood offers community preschool, family education, childhood screening, special education, school readiness and young parent services.



**Atkinson Elementary School**  
Elementary teachers are trained and supported by instructional coaches to monitor student learning on a continuous basis. Teachers use daily classroom data and common assessments to assist in determining the academic growth of each student. Students not meeting benchmark targets are identified for additional supports and services. Students exceeding growth targets are supported in the classroom through extension activities.

# Academic Growth



## High School

Students in grade 8 are introduced to the MN Career Information System. Students in grade 9 complete the Career Cluster Interest Inventory and create a MCIS Personal Learning Plan. Students in grade 10 complete the Career Interest Research Project and make revisions to their MCIS Personal Learning Plan. All students in grade 11 have the opportunity to take the ACT, ASVAB, PSAT assessments. Financial aid presentations and college sponsored tours are made available to students in grade 12.





## Five Goals of World's Best Workforce

- ❖ All students meet school readiness goals
- ❖ All third grade students achieve grade level literacy
- ❖ Close the achievement gap for all students
- ❖ All students attain college and career readiness
- ❖ All students graduate from high school

# 2018-19 WBWF

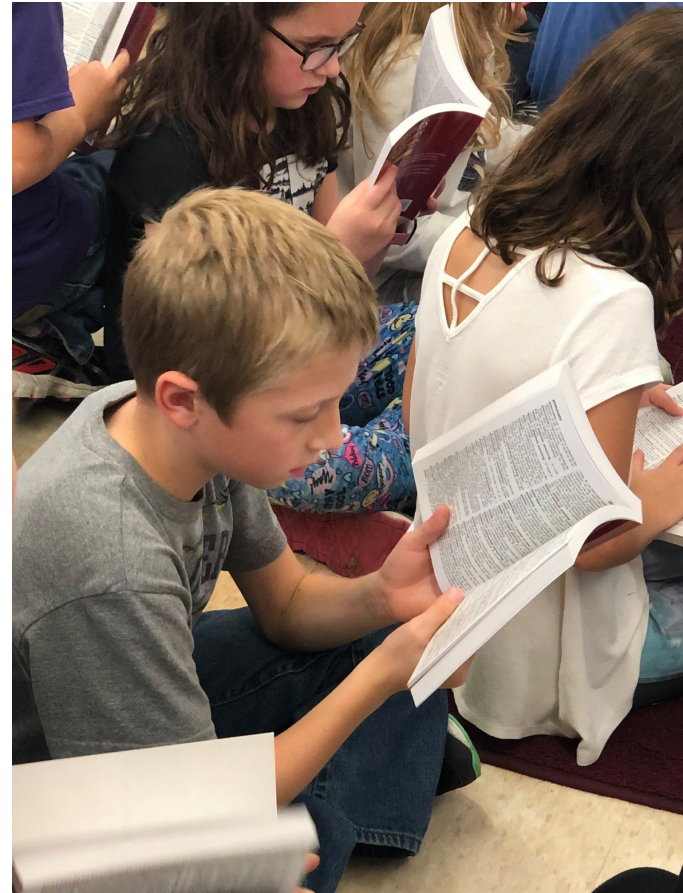
## Student outcomes

### All Students Ready for School

Percentage of preschoolers meeting goals for social emotional development	95
Percentage of preschoolers meeting goals for approaches to learning	95
Percentage of preschoolers meeting goals for language and literacy	90
Percentage of preschoolers meeting goals for creativity and arts	95
Percentage of preschoolers meeting goals for cognitive development	90
Percentage of preschoolers meeting goals for physical/motor development	90

### All Students in Third Grade Achieving Grade Level Literacy

Percentage of Barnesville 3rd Grade MCA Reading Proficiency scores	80
Percentage of Statewide 3rd Grade MCA Reading Proficiency scores	55



# 2018-19 WBWF

## Student outcomes

### Close Achievement Gap Between Free and Reduced and Non-Free and Reduced Student Groups



The gap among high school students receiving F&R lunches and those who do not **narrowed 12.3%** between the spring 2018 Math MCA and 2019 Math MCA assessments.

The gap among high school students receiving F&R lunches and those who do not **narrowed 9.0%** between the spring 2018 Reading MCA and 2019 Reading MCA assessments.

The gap among elementary school students receiving F&R lunches and those who do not **increased 6.9%** between the spring 2018 Math MCA and 2019 Math MCA assessments.

The proficiency among high school students were 53.6% (free and reduced) and 68.9% (non-free and reduced) on the spring 2019 Math MCA assessment. **Difference of 15.3%**

The proficiency among high school students were 47.4% (free and reduced) and 68.1% (non-free and reduced) on the spring 2019 Reading MCA assessment. **Difference of 20.7%**

The proficiency among elementary school students were 69.1% (free and reduced) and 80.7% (non-free and reduced) on the spring 2019 Math MCA assessment. **Difference of 11.6%**

# 2018-19 WBWF

## Student outcomes

### All Students Career- and College-Ready by Graduation

8th graders were introduced to the MN Career Information Systems.

9th graders completed the Career Cluster Interest Survey & MCIS Personal Learning Plan.

10th graders completed the Career Interest Research Project and made revisions to the MCIS Personal Learning Plan.

11th graders were provided the opportunity to take the ACT, ASVAB and PSAT assessments.

12th graders received financial aid presentations and workplace and college sponsored tours.

### All Students Graduate

95.1% of seniors graduated in 2018.



### Kindergarten Readiness

The percentage students screened at age three will increase from 60% in 2018-19 to 75% in 2019-20.

### Achievement Gap Reduction

The achievement gap between students receiving F&R lunches compared to Non-F&R students will decrease by 5% as measured by the Reading and Math MCA.

### Graduation

The percentage of students earning their high school diploma in four years will increase from 95% in 2018-19 to 97% in 2019-20.



### Literacy by Grade 3

The percentage of elementary students enrolled as of October 1 who meet or exceed their reading growth goal as measured by FAST will increase from 61% in the spring of 2019 to 66% in the spring of 2020.

### Career & College Readiness

In order to prepare all students for college and careers, the percentage of students meeting all four college readiness benchmarks as measured by ACT will increase from 23% in October 2019 to 30% in October 2020.



# Initiatives and Accomplishments at Elementary School

## Response to Intervention (RTI)

Elementary teachers use the RTI teaching procedures to help all students succeed in the classroom- it's not just for children with special needs or learning disabilities.

## Minnesota Comprehensive Assessments

Standardized math and reading scores continue to far exceed the state averages year-after-year.



1

2

3

4

5

## Teacher-Child Interaction Training

All K-2 teachers and paraprofessionals have been trained in TCIT. The purpose is strengthening teacher-child relationship skills and increase teachers' confidence to manage challenging behaviors.

## Makerspace Lab

A collaborative work space in the elementary where students explore, make and learn together using high technology tools.

## Commitment and Dedication

Teachers and support staff are always willing to go above and beyond to ensure student success.

# Initiatives and Accomplishments at High School

## Minnesota Comprehensive Assessments

Students in grades 7-11 continue to exceed the state averages on MCA assessments year-after-year.

## Advanced Placement Classes

High school students are offered four (4) advanced placement courses. There is a 100% passing rate in both AP English Literature and AP Composition.



1

2

3

4

5

## High School Graduation

Over 95% of students earn a high school diploma in four (4) years.

## College Credits

Thirty-nine (39) students earned a combined 255 online college credits during the school day.

## Commitment and Dedication

Teachers and support staff are always willing to go above and beyond to ensure student success.

# District Partnerships

Teamwork toward a common goal

